


# Heartshaker SCRUNCHIE

Designed by Maytina Shank

Designed to match the Heartshaker dog sweater and ponytail hat, this free scrunchie pattern features stripes and stranded colourwork (& simple seaming to finish).



*Sample in Paintbox Simply DK with Mindfulness Makes Suri Lace*



Share your knits on Instagram with the hashtag  
#mrsshankknits and tag @mrsshankknits

may@mrsshank.ca  
mrsshank.ca

## Skill Level – Beginner / Intermediate

### Materials:

- DK weight yarn
- circular needles or DPNs
- stitch markers
- darning needle

### Techniques:

- long tail cast on
- stranded colourwork
- knitting in the round

### Suggested Needles\*:

- US size 6/4mm DPN or circular needles

### Gauge:

- not important for this project :)

*\*Without the magic loop method, the length of the cable on your circular needle will need to be smaller than the finished width of the hat.*

### Suggested Yarn:

Any DK weight yarn will work! The sample was knit with Paintbox Simply DK (bright pink), Paintbox Baby DK (light pink) and Mindfulness Makes suri lace.

### Yardage:

MC: 70 yards / 64 m

CC2 (colourwork): 20 yards / 19 m

### Sizes:

One size. Can be made larger or smaller by changing size of hair elastic.

### Abbreviations:

CO - cast on

K - knit

P - purl

Sts - stitches

Rep - repeat

MC - main colour

CC - contrast color


BO - bind off

Pm - place marker

Sm - slip marker

### Construction Notes:

This scrunchie is knit in the round, and then seamed up around a hair elastic. See the linked videos at the end of the pattern for helpful tutorials.



### Begin Pattern:

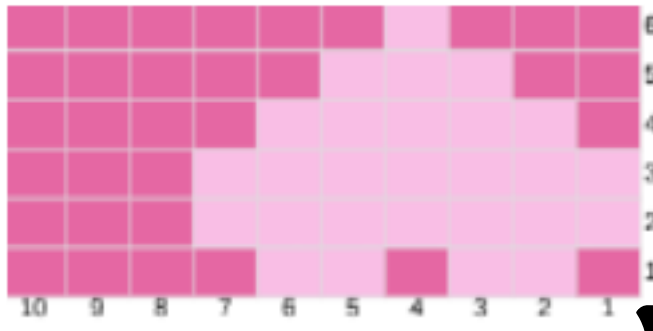
CO row: With US #6/4mm circulars or DPNs, with MC, CO 100 sts. Join to knit in the round, being careful not to twist.

Rounds 1-10: Knit.

Rounds 11-13: Join CC, k 3 rounds.

Rounds 14-15: With MC, knit.

Rounds 16-21: work heart chart with CC and MC.



Tip / Reminder!

Colourwork charts are worked from bottom to top, left to right.

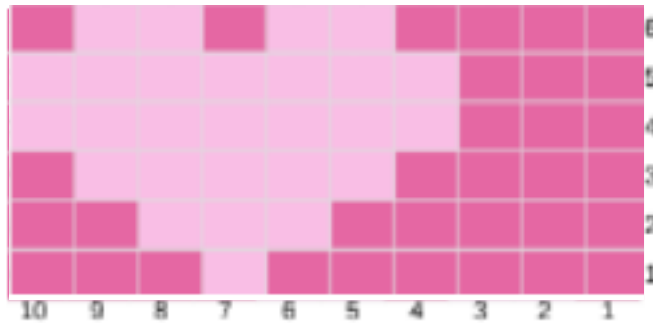
start here

Rounds 22-23: With MC, k 2 rounds.

Rounds 24-26: With CC, k 3 rounds.

Rounds 27-28: With MC, k 2 rounds.

Rounds 29-43: work second heart chart with CC and MC.




Rounds 44-45: With MC, k 2 rounds.

Rounds 46-48: With CC, k 3 rounds.

Rounds 49-53: With MC, k 5 rounds.

BO all sts.

Seam around a hair elastic and weave in ends.



### Helpful Videos:

Long Tail Cast On - <https://youtu.be/p1lf5XWGKT8>

Two Colour Stranded Colourwork - <https://tinyurl.com/stranded-colourwork>

How to Knit a Scrunchie - <https://tinyurl.com/knitascrunchie>

### Pattern Support:


If you get stuck, or have any questions about this pattern, reach out!

Email: [may@mrsshank.ca](mailto:may@mrsshank.ca)

Instagram: [@mrsshankknits](https://www.instagram.com/mrsshankknits)



© 2023 Maytina Shank. All rights reserved. This pattern is for personal use only and may not be copied, sold or distributed.



Share your knits on Instagram with the hashtag  
#mrsshankknits and tag @mrsshankknits

[may@mrsshank.ca](mailto:may@mrsshank.ca)  
[mrsshank.ca](http://mrsshank.ca)